



ALUMÍNIO

MÓVEIS

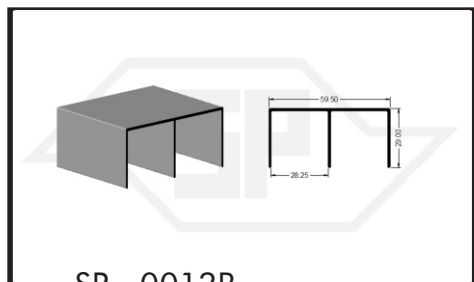
Catálogo Linha A

2024

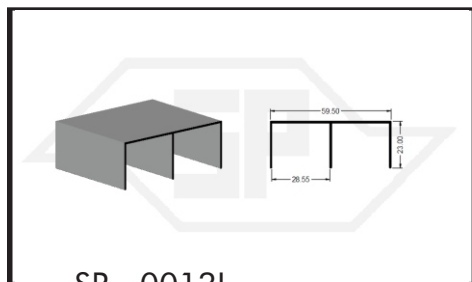
Novos Acabamentos SP Alumínio



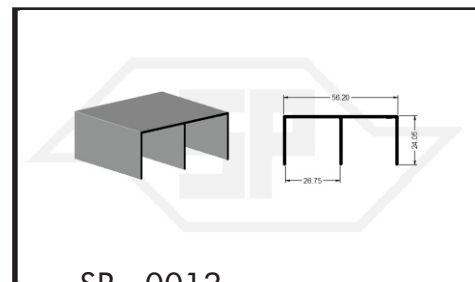
Trilhos



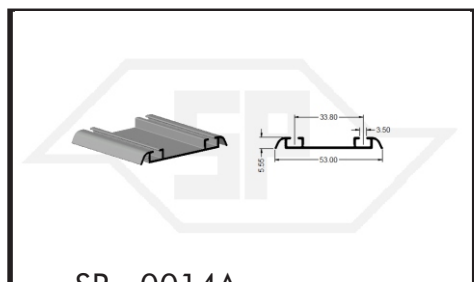
SP - 0013B



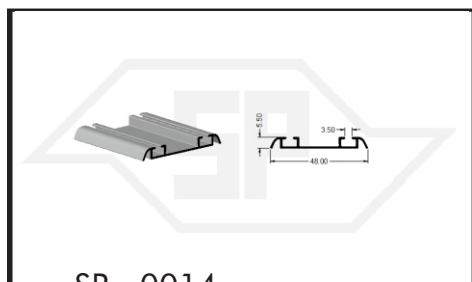
SP - 0013L



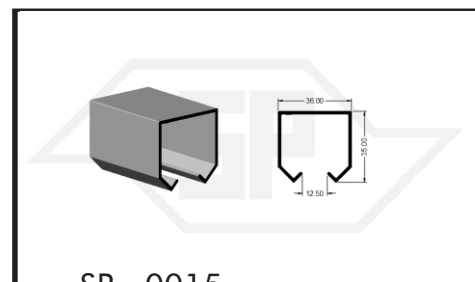
SP - 0013



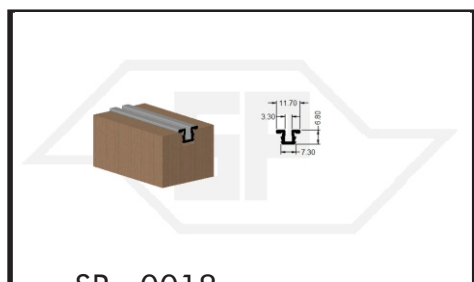
SP - 0014A



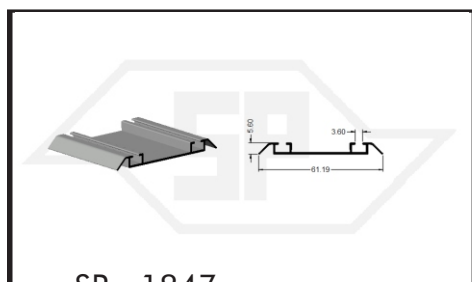
SP - 0014



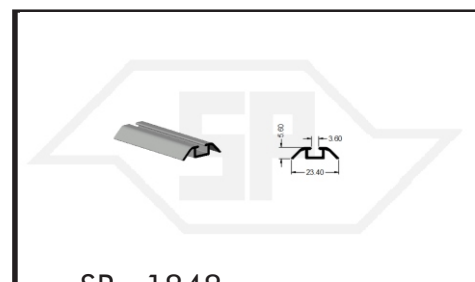
SP - 0015



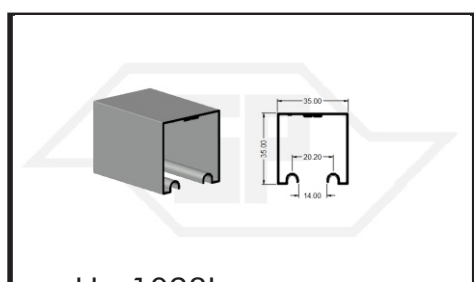
SP - 0018



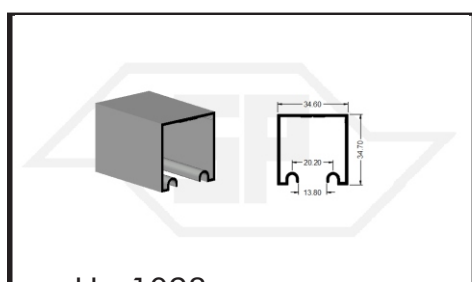
SP - 1847



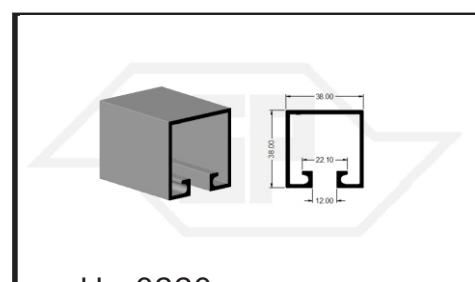
SP - 1848



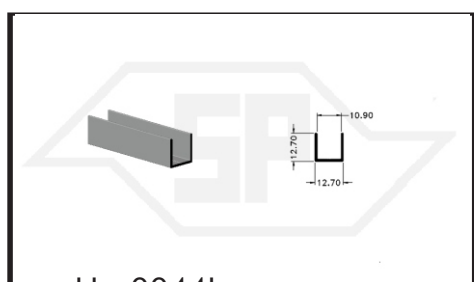
U - 1098L



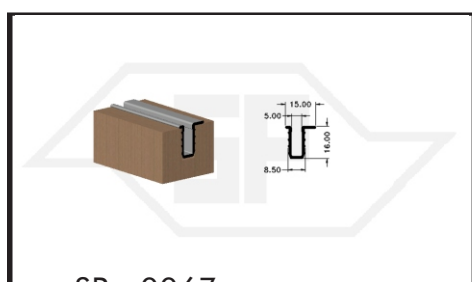
U - 1098



U - 0990

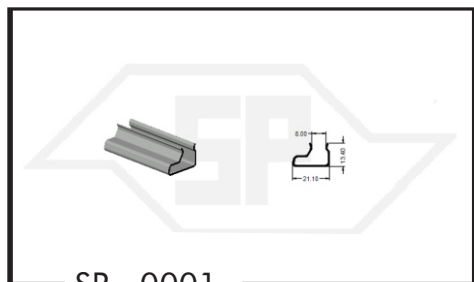


U - 0044L

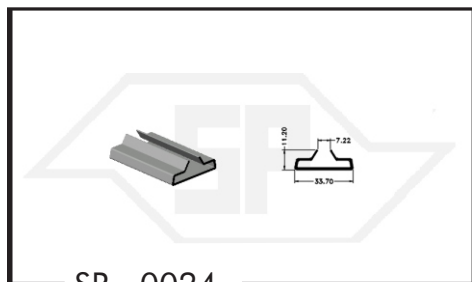


SP - 0067

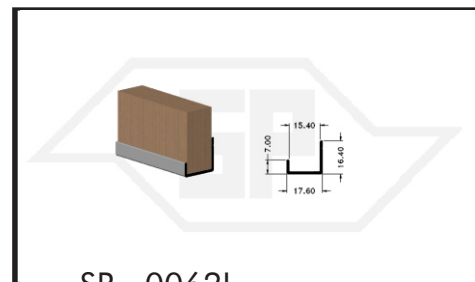
Tubos, Arremates, Espelhos



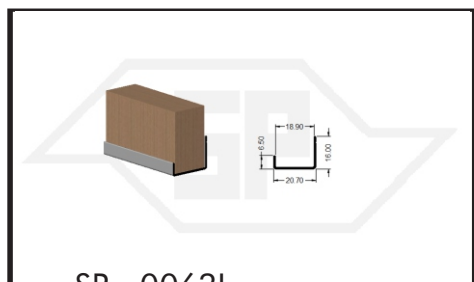
SP - 0001



SP - 0024



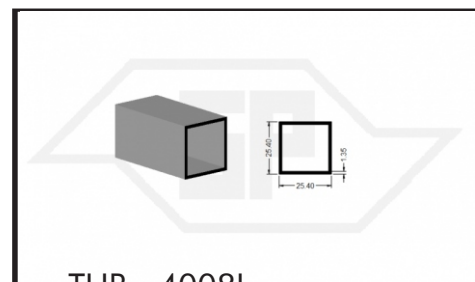
SP - 0062L



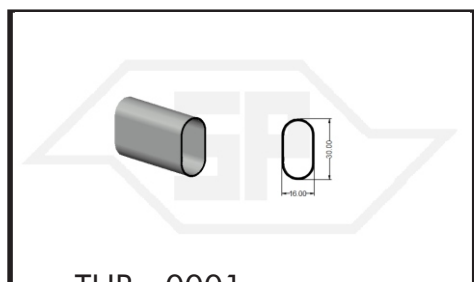
SP - 0063L



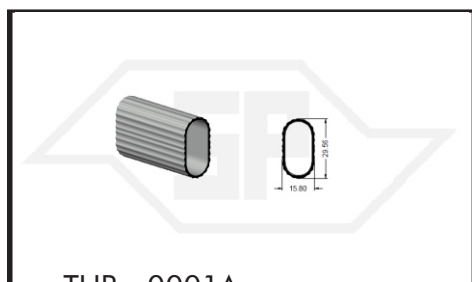
TUB - 0044



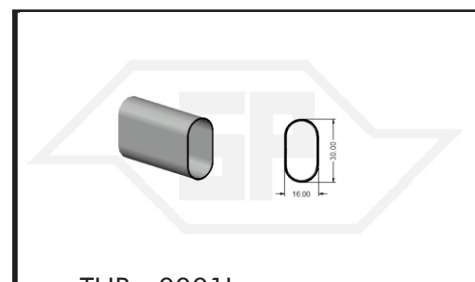
TUB - 4008L



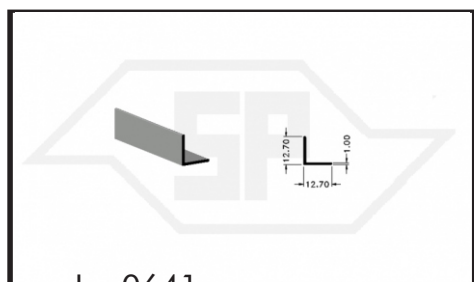
TUB - 0001



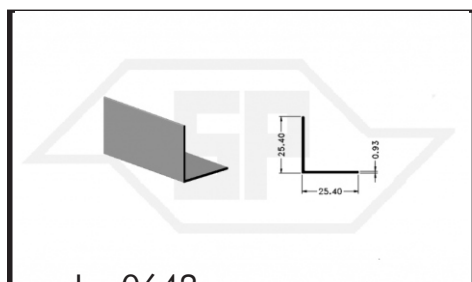
TUB - 0001A



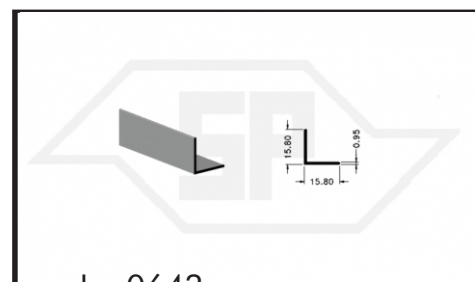
TUB - 0001L



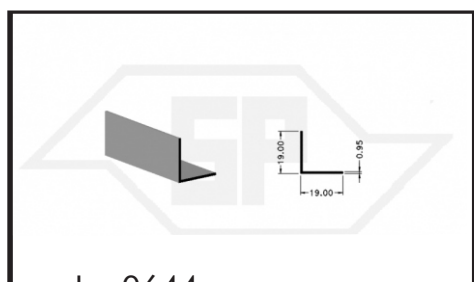
L - 0641



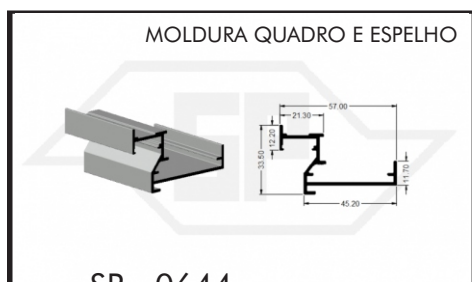
L - 0642



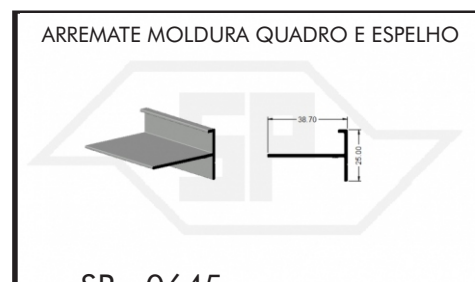
L - 0643



L - 0644



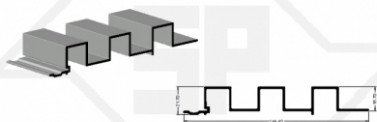
SP - 0644



SP - 0645

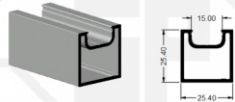
Montantes, Puxadores

PAINEL RIPADO



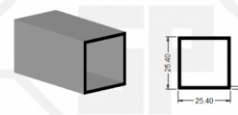
SP - 0533

LINHA HARMONIA



SP - 0557

LINHA HARMONIA

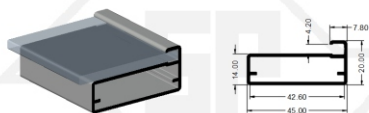


TUB - 4008L

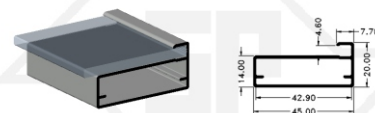
SUPORE EMBUTIDO P/ LED




SP - 0646




SP - 1036



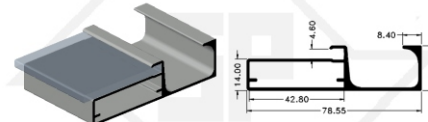
SP - 1036L




SP - 2163L



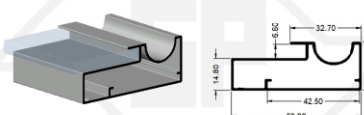
SP - 2178



SP - 0076L



SP - 3528



SP - 3528LL

SP - 0098



SP - 0238

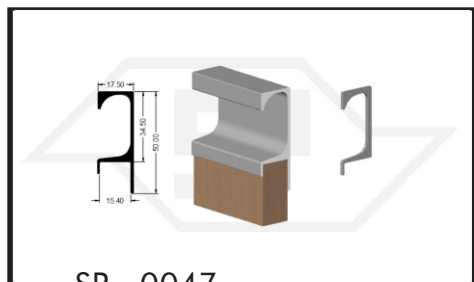


SP - 0035

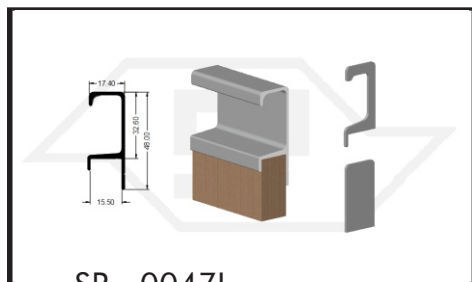


SP - 0069

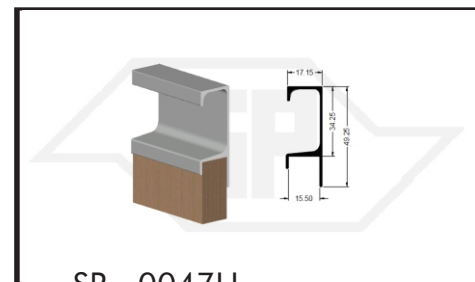
Puxadores 15mm



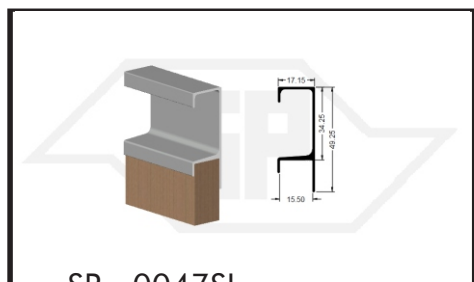
SP - 0047



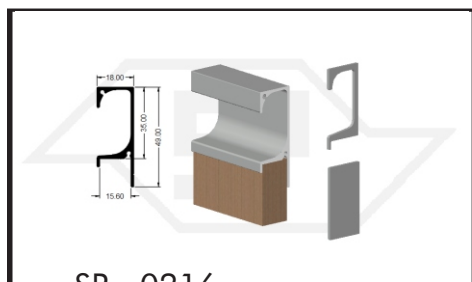
SP - 0047L



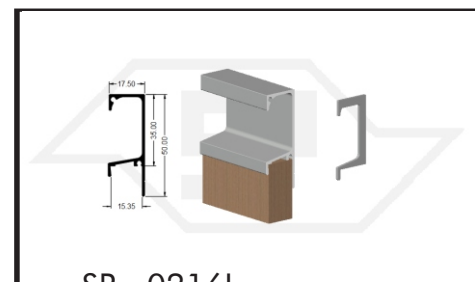
SP - 0047LL



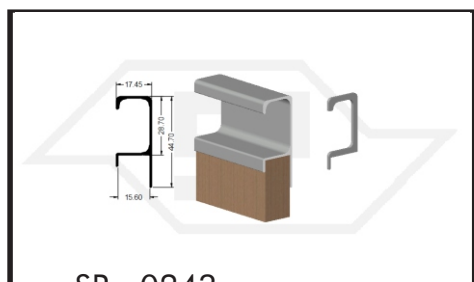
SP - 0047SL



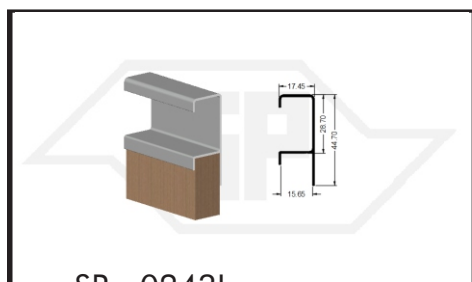
SP - 0216



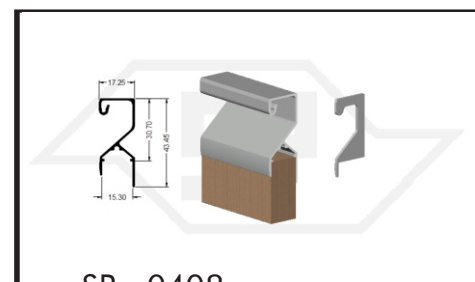
SP - 0216L



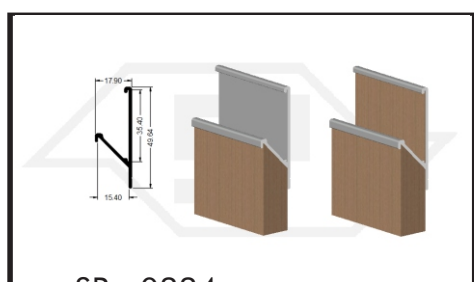
SP - 0243



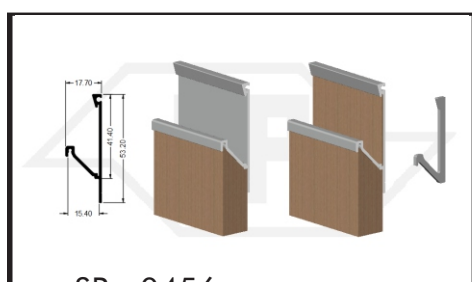
SP - 0243L



SP - 0408



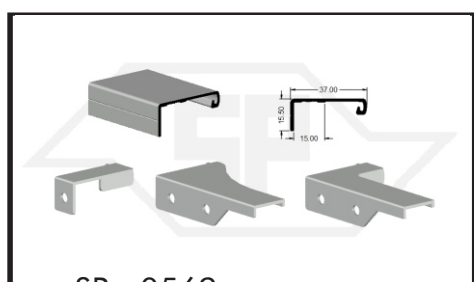
SP - 0334



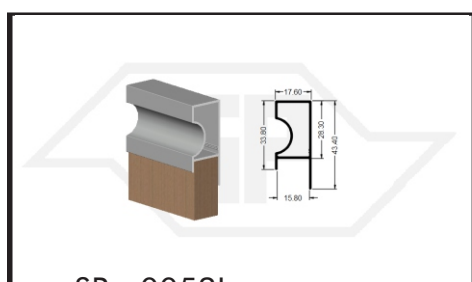
SP - 0456



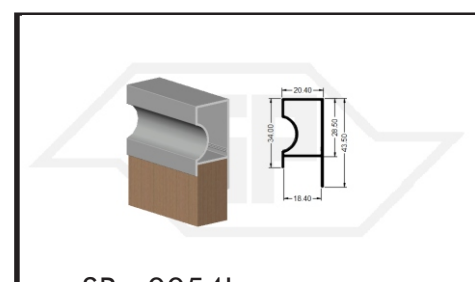
SP - 0590



SP - 0569

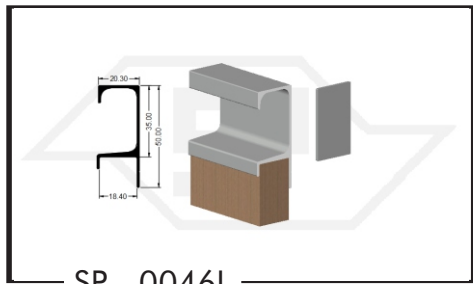


SP - 0053L

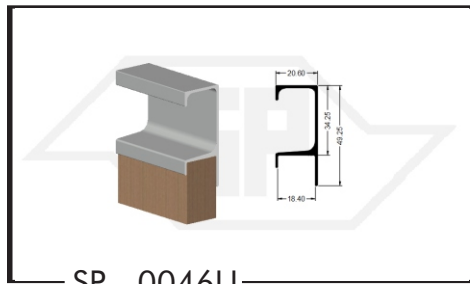


SP - 0054L

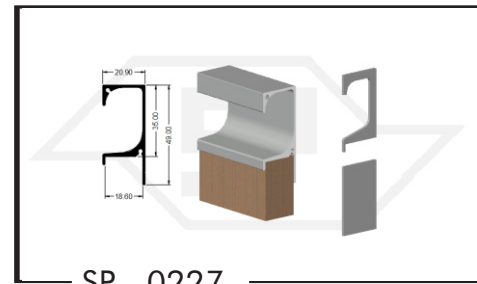
Puxadores 18mm, Kit Porta



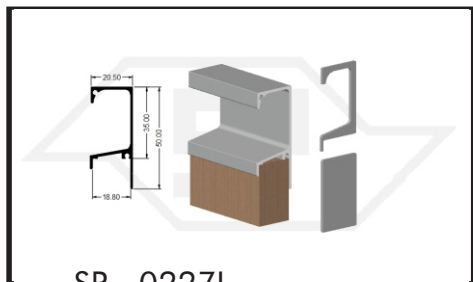
SP - 0046L



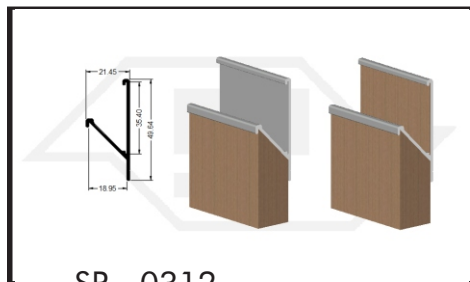
SP - 0046LL



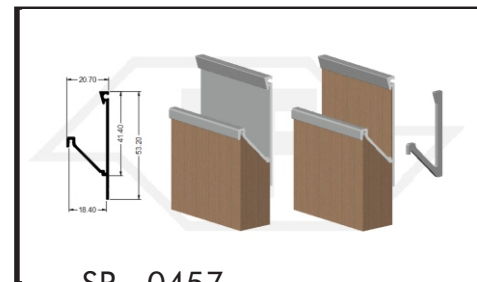
SP - 0227



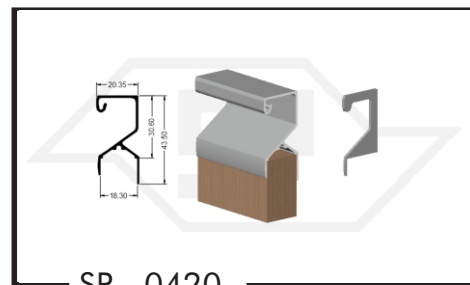
SP - 0227L



SP - 0312



SP - 0457




SP - 0420

Capacidade de carga **100 kg**



KIT U - 1098L

facil fixação
montagem pratica e rapida




SP - 0435



U - 1098/L



U - 0044/L



Linha Harmonia



Código	Kg/m	Código	Kg/m
L-0641	0,065	SP-0312	0,292
L-0642	0,126	SP-0334	0,275
L-0643	0,078	SP-0408	0,235
L-0644	0,094	SP-0420	0,269
SP-0001	0,101	SP-0456	0,289
SP-0013	0,312	SP-0457	0,303
SP-0013/B	0,410	SP-0480	0,207
SP-0013/L	0,275	SP-0533	0,986
SP-0014	0,178	SP-0557	0,394
SP-0014/A	0,195	SP-0569	0,208
SP-0015	0,446	SP-0590	0,170
SP-0018	0,077	SP-0644	0,493
SP-0024	0,194	SP-0645	0,230
SP-0035	0,300	SP-0646	0,096
SP-0046/L	0,401	SP-1036	0,455
SP-0046/LL	0,341	SP-1036/L	0,377
SP-0047	0,447	SP-1847	0,207
SP-0047/L	0,364	SP-1848	0,106
SP-0047/LL	0,323	SP-2163/L	0,352
SP-0047/SL	0,269	SP-2178	0,376
SP-0053/L	0,268	SP-3528/L	0,556
SP-0054/L	0,319	SP-3528/LL	0,456
SP-0062/L	0,117	TUB-0001	0,184
SP-0063/L	0,100	TUB-0001/A	0,200
SP-0067	0,134	TUB-0001/L	0,154
SP-0069	0,310	TUB-0044	0,187
SP-0076/L	0,656	TUB-4008/L	0,351
SP-0098	0,314	U-0044/L	0,088
SP-0216	0,389	U-0990	0,717
SP-0216/L	0,318	U-1098	0,435
SP-0227	0,405	U-1098/L	0,354
SP-0227/L	0,340		
SP-0238	0,306		
SP-0243	0,246		
SP-0243/L	0,213		

**Peso
Kg/m**